



MASON INDUSTRIES, Inc.

Manufacturers of Vibration Control Products

350 Rabro Drive
Hauppauge, NY 11788
631/348-0282
FAX 631/348-0279
Info@Mason-Ind.com
www.Mason-Ind.com

2101 W. Crescent Ave., Suite D
Anaheim, CA 92801
714/535-2727
FAX 714/535-5738
Info@MasonAnaheim.com
www.MasonAnaheim.com

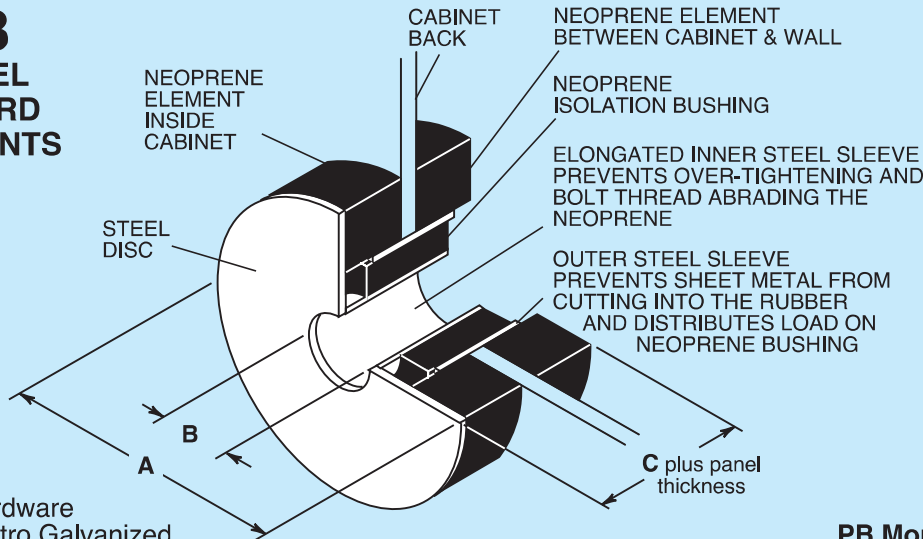
PANEL BOARD MOUNT

PB

NEOPRENE IMPREGNATED DUCK BUSHINGS & DUCK WASHERS

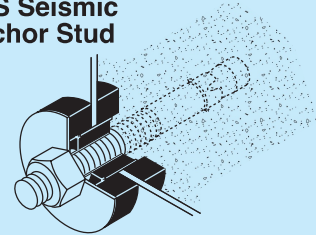
HLB & HLW DATA SHEET DS-405-3B

PB PANEL BOARD MOUNTS




All Hardware is Electro Galvanized.
All Neoprene is Bridge Bearing quality.

PB Mount with SAS Seismic Anchor Stud



PB Mounts Installed in Cabinet



BRIDGE-BEARING NEOPRENE SPECIFICATIONS

ORIGINAL PHYSICAL PROPERTIES		TESTED FOR AGING (100°C)			COMPRES- SION SET (e)	
(a) Duro- meter	(b) Tensile Strength (min)	(b) Elongat. at Break (min)	(c) Hard- ness (max)	(c) Tensile Strength (max)	(d) OZONE 1 ppm in air by Vol.20% Strain 100F(38°C)	(e) 22hrs 150F(66°C) Method B
40±5	2000 psi	140 kg/cm ²	450%	+15% ±15%	-40%	30%(max)
50±5	2500 psi	176 kg/cm ²	400%	+15% ±15%	-40%	25%(max)
60±5	2500 psi	176 kg/cm ²	350%	+15% ±15%	-40%	25%(max)

TYPE PB CAPACITY and DIMENSIONS


Size	Rated Capacity (lbs) (kgs)	A Dia. (in)(mm)	B Dia. (in)(mm)	C Dia. (in)(mm)	Hole Size to be Drilled in Panel Board (in)(mm)	Bolt Dia. (in)(mm)
PB-150	20 9	1 1/2 38	5/16 8	3/4 19	1 25	1/4 6
PB-175	35 16	1 3/4 44	7/16 11	7/8 22	1 1/8 29	3/8 10
PB-225	75 34	2 1/4 57	9/16 14	1 1/8 29	1 1/4 32	1/2 13

(a)ASTM D-676 (b)ASTM D-412 (c)ASTM D-573 (d)ASTM D-1149 (e)ASTM D-395

HLB NEOPRENE IMPREGNATED DUCK BUSHINGS



HLW NEOPRENE IMPREGNATED DUCK WASHERS



HLB DIMENSIONS

Type	Nominal Size & Bolt Dia. (in) (mm)	Standard Bushing O.D.* (in) (mm)
HLB-	1/4 6	1/2 13
	3/8 10	1 1/16 17
	1/2 13	7/8 22
	5/8 16	1 25
	3/4 19	1 3/16 30
	7/8 22	1 3/16 30
	1 25	1 7/16 37
	1 1/8 29	1 7/16 37
	1 1/4 32	1 3/4 44
	1 3/8 35	1 11/16 43
	1 1/2 38	2 51
	1 5/8 41	1 11/16 49
	1 3/4 44	2 1/16 52
	1 7/8 48	2 3/16 56
	2 51	2 1/2 64

HLW DIMENSIONS AND RATINGS

Type	Nominal Size & Bolt Dia. (in) (mm)	Washer Size ID x OD (in) (mm)	Max. Load Ratings (psi)(kg/cm ²)
HLW-	1/4 6	5/16 x 3/4 8 x 19	1000 70
	3/8 10	7/16 x 1 11 x 25	
	1/2 13	9/16 x 1 3/8 14 x 35	
	5/8 16	1 1/16 x 1 3/4 17 x 44	
	3/4 19	1 3/16 x 2 21 x 51	
	7/8 22	1 5/16 x 2 1/4 24 x 57	
	1 25	1 1/16 x 2 1/2 27 x 64	
	1 1/8 29	1 1/4 x 2 3/4 32 x 70	
	1 1/4 32	1 3/8 x 3 35 x 76	
	1 3/8 35	1 1/2 x 3 1/4 38 x 83	
	1 1/2 38	1 5/8 x 3 1/2 41 x 89	
	1 5/8 41	1 3/4 x 3 3/4 44 x 95	
	1 3/4 44	1 7/8 x 4 48 x 102	
	1 7/8 48	2 x 4 1/4 51 x 108	
	2 51	2 1/8 x 4 1/2 54 x 114	

*Length as required.
Other I.D. and O.D. as needed.

Custom sizes and thicknesses as needed.
Washers may be square.